

ONLINE ACCOUNT SIGNUP

Following are the instructions for registering online. You will need the following to complete this process:

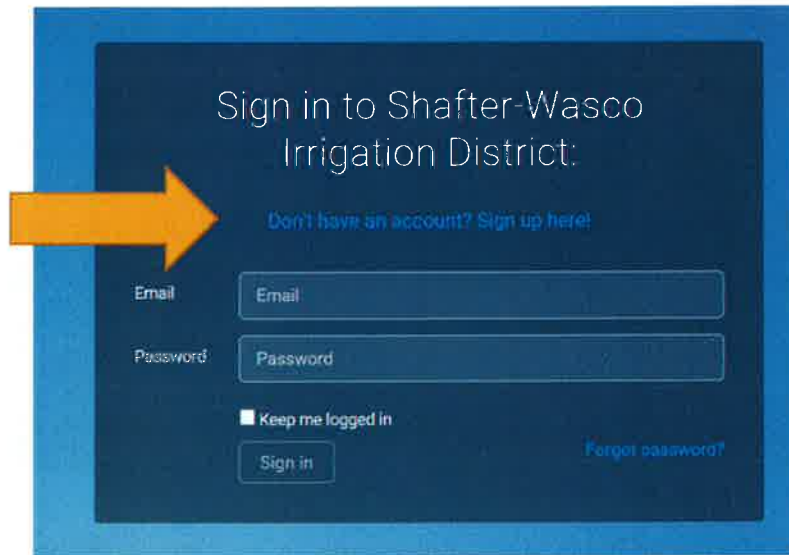
Business Name: «Name»

Account ID: «Acct_»

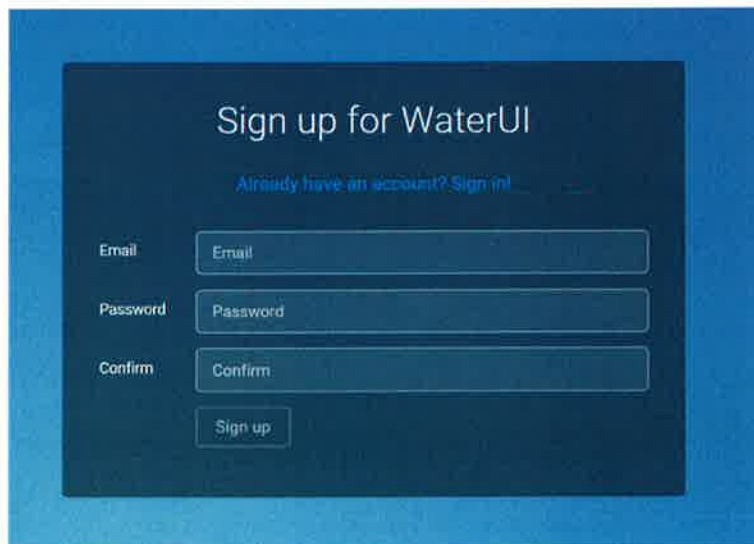
Access/Verification Code: «PIN»

**CONTACT DISPATCHER FOR THIS
INFORMATION 661-758-5369**

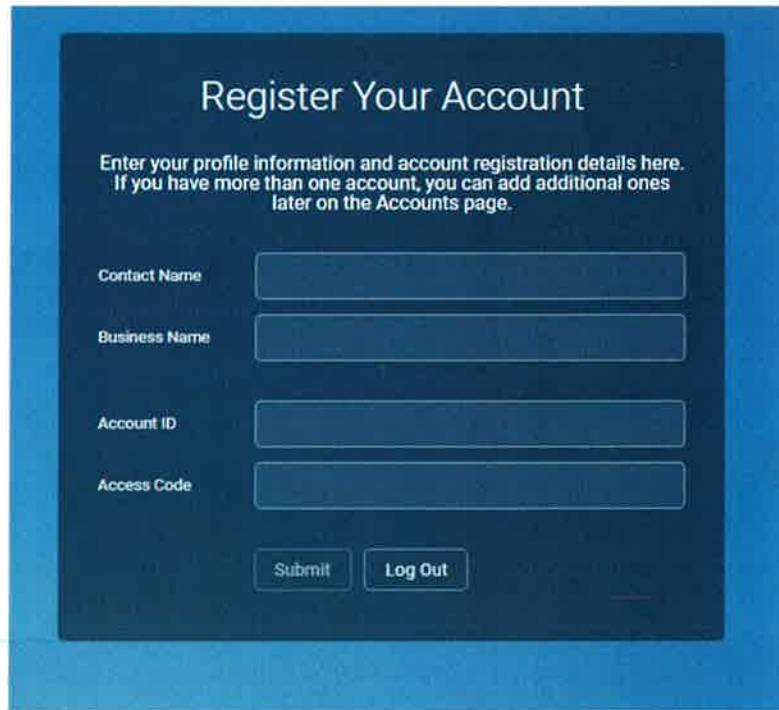
Step 1: Go to <https://swid.waterui.com>. The following screen will display. Click on the “Don’t have an account? Sign up here!” Link.



Step 2: The above will lead you to this screen. Enter the email address you would like to use and a password. Click on “Sign up”.



Step 3: Step two will lead you to this screen. Complete the information and click on “Submit”. This will register your first Water Account.

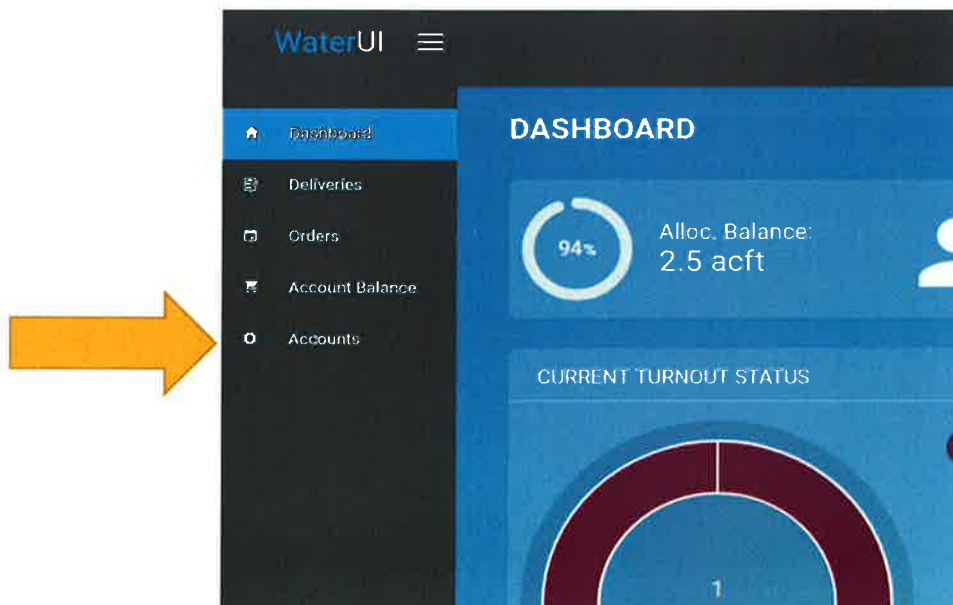


The image shows a registration form titled "Register Your Account" on a dark blue background. The form includes the following fields and buttons:

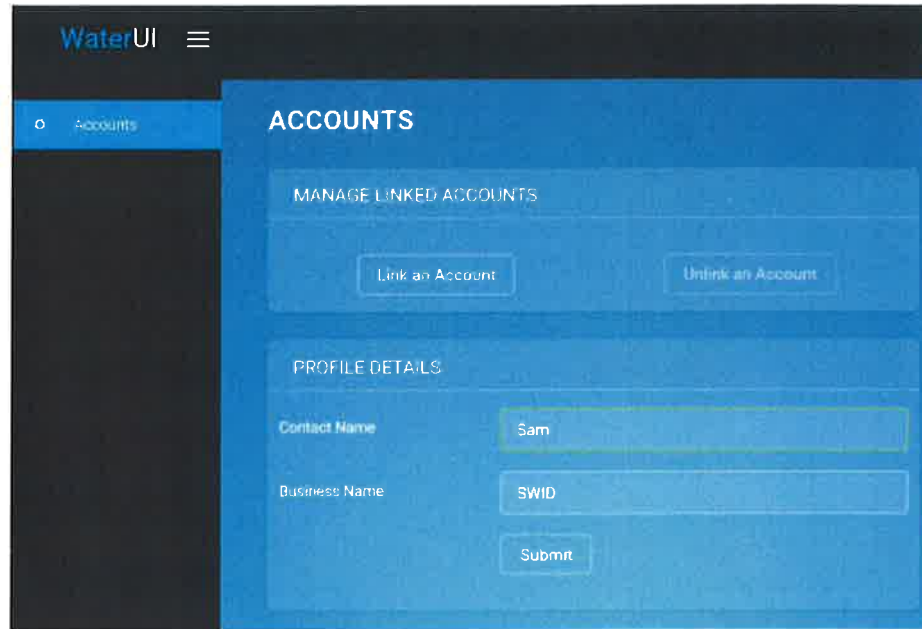
- Contact Name:** A text input field.
- Business Name:** A text input field.
- Account ID:** A text input field.
- Access Code:** A text input field.
- Submit:** A button to complete the registration.
- Log Out:** A button to log out of the account.

Below the form fields, there are two buttons: "Submit" and "Log Out".

Step 4: To link additional water accounts to your online ordering account you will need to click on accounts in the left hand column.



On this screen, click on “Link an Account” and enter the Account ID and Access/Verification Code for each additional account.



The screenshot shows the WaterUI interface for managing accounts. The top navigation bar includes the WaterUI logo and a hamburger menu icon. A left sidebar contains a navigation menu with the 'Accounts' option selected. The main content area is titled 'ACCOUNTS' and is divided into two sections. The first section, 'MANAGE LINKED ACCOUNTS', contains two buttons: 'Link an Account' and 'Unlink an Account'. The second section, 'PROFILE DETAILS', contains two text input fields: 'Contact Name' with the value 'Sam' and 'Business Name' with the value 'SWID'. A 'Submit' button is located below these fields.

If you have any questions on registering please contact our District Dispatcher, Sam Madrid, at (661) 758-5369.